

ø3.5x50

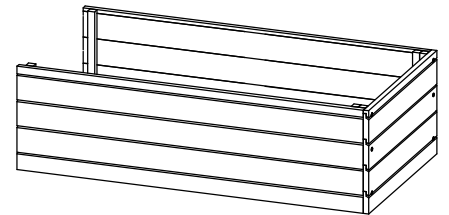
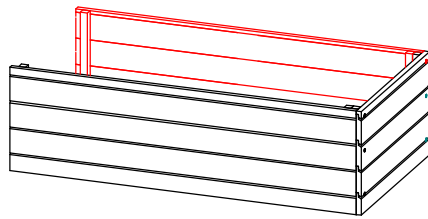
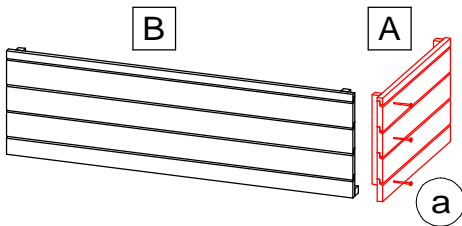

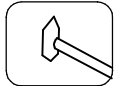
- 44 pcs.

(a)



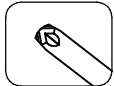
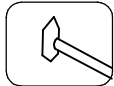
Component

A	Side 460x300x35	2 pcs.
B	Side 930x300x35	2 pcs.
C	Bottom 930x430x45	1 pcs.
D	Sheets lags 40x20x800	8 pcs.
E	Foil - non-woven 1000x500	1 pcs.
E	Foil - non-woven 1000x300	2 pcs.

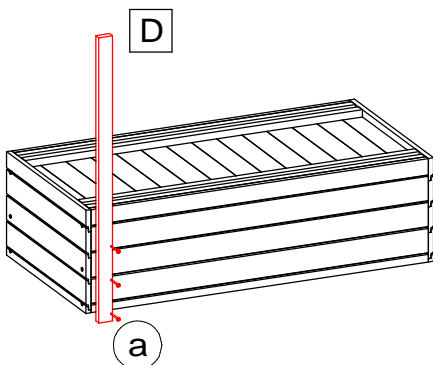
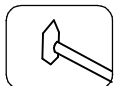
1



2



3



3

