



Sq M8x90 - 8 set

(a)



Sq M8x80 - 8 set

(b)



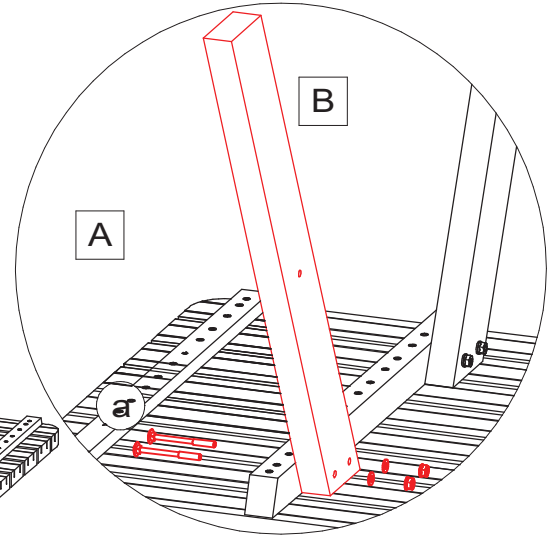
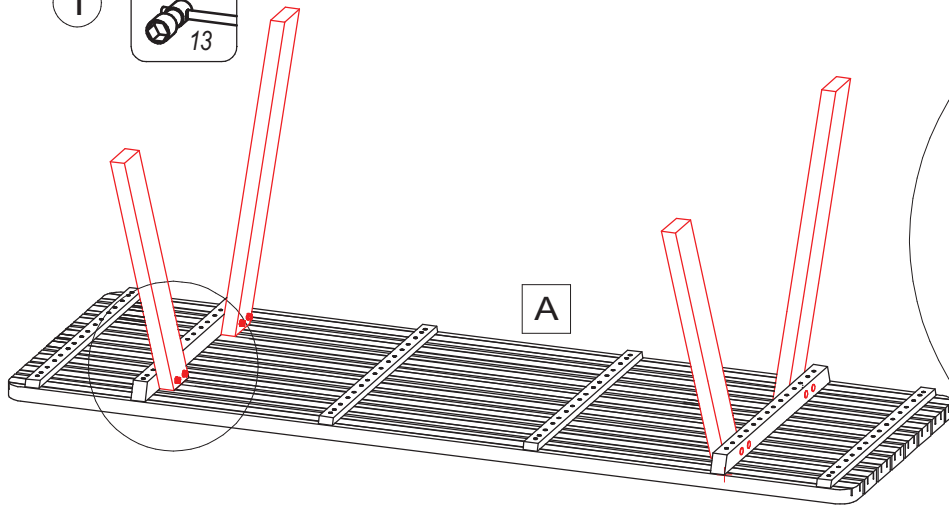
ø4x70 - 4 pcs.

(c)

Component

A	Table top	1 pcs.
B	Table leg	4 pcs.
C	Plank load-bearing benches	2 pcs.
D	Reinforcement	2 pcs.
E	Benches	2 pcs.

1



2

